

## Ball Care & General Information

Today's reactive balls require care in order to maintain peak performance. Cleaning the ball on a regular bases with a good ball cleaner will ensure extended ball life and better performance throughout the life of the ball. Wiping the ball with a Microfiber towel before each shot will help remove unwanted oil and dirt.

Static weights & weight holes - we recommend taking each ball back to 1/2 ounce side weight. If a weight hole is needed place it on the PAP or within 1" past the PAP.

Ball surface is a major key to matching bowler, release, and lane condition. Our coverstocks are some of the most versatile on the market today. Please adjust the surface to match the lane condition you are competing on.

Periodically a ball will need to be resurfaced by your pro shop as the track area becomes worn. When this is done depends on the surface and portion of the lane you play, as friction causes nicks and wear.

# ELITE




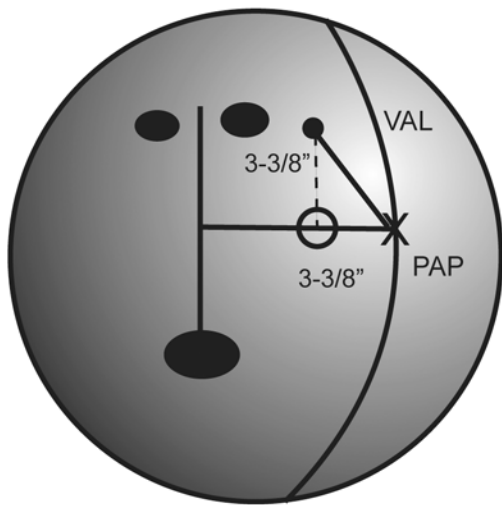
by ELITE



### TECHNICAL INFORMATION

	16#	15#	14#
RG	2.460	2.480	2.500
Diff:	0.054	0.054	0.054
Coverstock:	E85M		

g92298




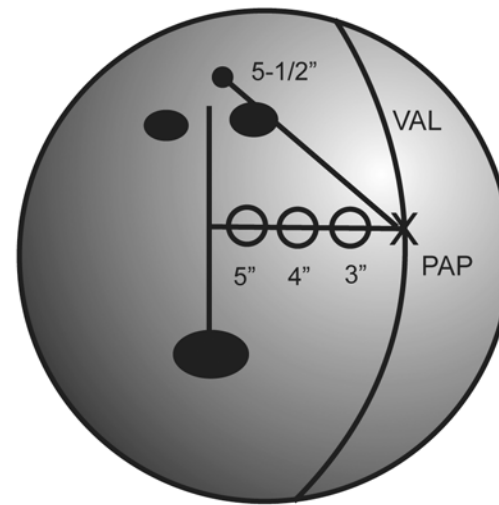
Early

**Full Leverage**

**Pin 3-3/8" & CG 3-3/8" from PAP**

This drilling produces the most and earliest hook with a smoother backend motion.

\* CG can be positioned to tweak reaction,  
5" = most length, 4" sooner, 3" earliest

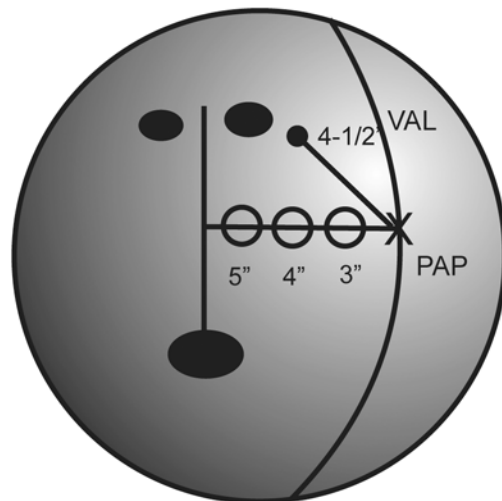


Late

**Pin 5-1/2" from PAP**

This layout will create the most length with a sharp backend motion.

\* CG can be positioned to tweak reaction,  
5" = most length, 4" sooner, 3" earliest

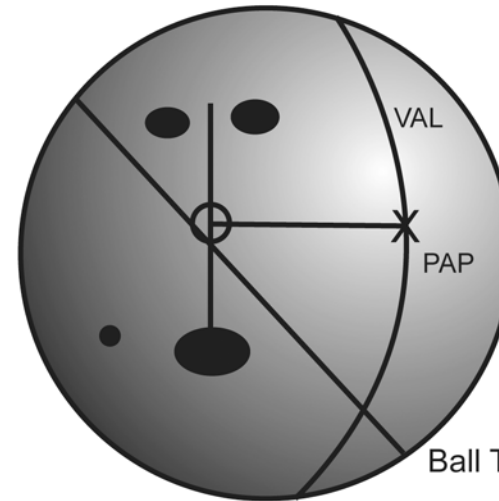


Medium

**Pin 4-1/2" from PAP**

The layout is between full leverage and 5-1/2" from PAP drilling.

\* CG can be positioned to tweak reaction,  
5" = most length, 4" sooner, 3" earliest



Ball Track

**Full Roller**

This layout produces a strong arc  
Pin 3" from center of span located in 7:30 position